

# Carbon Reporting Dashboard


Cambridgeshire Pension Fund



# Climate action plan

## Carbon reporting dashboard – Listed Equity

As at 30 June 2025



**Carbon Footprint**  
tCO<sub>2</sub>e/\$million invested

**20.0**

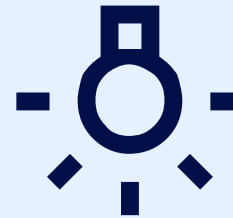
49.2% below MSCI ACWI benchmark  
55.0% below 2021 baseline



**Baseline Scope 1 & 2 Absolute Emissions** tCO<sub>2</sub>e  
**56,076**



**Long-term climate objective:** to align the portfolio with a 'pursue efforts towards 1.5°C' objective - i.e. net zero by 2050 or earlier, with an aspiration of achieving a net zero position by 2045.



**Weighted Average Carbon Intensity "WACI"**  
tCO<sub>2</sub>e/\$million sales

**49.4**

56.9% below MSCI ACWI benchmark  
52.6% below 2021 baseline

tCO<sub>2</sub>e = metric tonnes in carbon dioxide equivalent

# Climate action plan

## Carbon reporting dashboard – Corporate Bonds

As at 30 June 2025



**Carbon Footprint**  
tCO<sub>2</sub>e/\$million invested



**46.0**

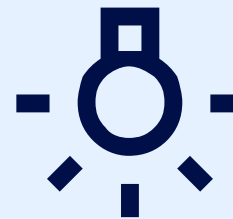
48.4% below 2021 baseline



**Baseline Scope 1 & 2 Absolute Emissions** tCO<sub>2</sub>e  
**22,140**



**Long-term climate objective:** to align the portfolio with a 'pursue efforts towards 1.5°C' objective - i.e. net zero by 2050 or earlier, with an aspiration of achieving a net zero position by 2045.



**Weighted Average Carbon Intensity "WACI"**  
tCO<sub>2</sub>e/\$million sales

**70.3**

tCO<sub>2</sub>e = metric tonnes in carbon dioxide equivalent

# Important notices

References to Mercer shall be construed to include Mercer LLC and/or its associated companies.

© 2026 Mercer LLC. All rights reserved.

This report contains confidential and proprietary information of Mercer and is intended for the exclusive use of the parties to whom it was provided by Mercer. Its content (including any ratings or scores) may not be modified, sold or otherwise provided, in whole or in part, to any other person or entity, without Mercer's prior written permission.

The scores, findings, ratings and/or opinions expressed herein are the intellectual property of Mercer and are subject to change without notice. They are not intended to convey any guarantees as to the future performance of the investment products, asset classes or capital markets discussed. Past performance does not guarantee future results. Mercer's ratings do not constitute individualised investment advice or advice under the Sustainable Finance Disclosure Regulations or any other regulations.

Information contained herein has been obtained from a range of third-party sources. While the information is believed to be reliable, Mercer has not sought to verify it independently. As such, Mercer makes no representations or warranties as to the accuracy of the information presented and takes no responsibility or liability (including for indirect, consequential or incidental damages), for any error, omission or inaccuracy in the data supplied by any third party.

No decisions should be made based on any information contained herein without first obtaining appropriate professional advice and considering your circumstances.

This does not constitute an offer or a solicitation of an offer to buy or sell securities, commodities and/or any other financial instruments or products or constitute a solicitation on behalf of any of the investment managers, their affiliates, products or strategies that Mercer may evaluate or recommend.

For the most recent approved ratings of an investment strategy, and a fuller explanation of their meanings, contact your Mercer representative.

This report does not offer any advice regarding current or future applicable laws or regulations. Mercer does not provide legal advice. You should contact your legal adviser before making any decisions with legal and/or regulatory implications.

For Mercer's conflict of interest disclosures, contact your Mercer representative or see [www.mercer.com/conflictsofinterest](http://www.mercer.com/conflictsofinterest)

Certain information contained herein (the "Information") is sourced from/copyright of MSCI Inc., MSCI ESG Research LLC, or their affiliates ("MSCI"), or information providers (together the "MSCI Parties") and may have been used to calculate scores, signals, or other indicators. The Information is for internal use only and may not be reproduced or disseminated in whole or part without prior written permission. The Information may not be used for, nor does it constitute, an offer to buy or sell, or a promotion or recommendation of, any security, financial instrument or product, trading strategy, or index, nor should it be taken as an indication or guarantee of any future performance. Some funds may be based on or linked to MSCI indexes, and MSCI may be compensated based on the fund's assets under management or other measures. MSCI has established an information barrier between index research and certain Information. None of the Information in and of itself can be used to determine which securities to buy or sell or when to buy or sell them. The Information is provided "as is" and the user assumes the entire risk of any use it may make or permit to be made of the Information. No MSCI Party warrants or guarantees the originality, accuracy and/or completeness of the Information and each expressly disclaims all express or implied warranties. No MSCI Party shall have any liability for any errors or omissions in connection with any Information herein, or any liability for any direct, indirect, special, punitive, consequential or any other damages (including lost profits) even if notified of the possibility of such damages.

We are leaders in risk, strategy and people. One company, with four global businesses, united by a shared purpose to build the confidence to thrive through the power of perspective.